


# See Motion Sensors in a new light.

Sleek new styling  
and more features  
than ever before.



**Schneider**  
Electric


Leveraging state-of-the-art Infrared, Ultrasonic or Dual Technologies, our ultra-sensitive occupancy sensors offer you the ultimate in reliable, efficient and cost-effective indoor lighting control.



## Take Lighting Experience to the Next Level

- > Combination of Infrared and Ultrasonic detection technologies\*
- > Simple programming by infrared remote controller\*
- > Dual loading\*
- > Delivers measurable energy savings
- > Suitable for different lighting loads (incandescent lamp, AC halogen lamp, LV halogen lamp, fluorescent lamp).

\* selected models, please refer to the product specifications.



+



=

0

Ultrasonic  
detection

Infrared  
detection

Zero  
Misses





# Technology Brief

## Ceiling Mounted Passive Infrared (PIR)

Incorporating a segmented lens, these sensors divide coverage areas into easy-to-monitor occupancy zones and are ideal for detecting walking and other forms of motion in small, enclosed spaces with high levels of movement.




### DUAL TECHNOLOGY SENSING



Product Specifications			
Catalogue Number		<b>SAE_UE_MS_CU_WE</b>	<b>SAE_UE_MS_CDBWE</b>
Commercial Description		Single-Load 360° Dual Technology Occupancy Sensor	Flush Mount Dual-Load 360° PIR Occupancy Sensor
Sensing Technology	PIR	Yes	Yes
	Ultrasonic	Yes	-
Angle of Detection		360°	360°
Detection Range		PIR: 8M (diameter) at 2.5M height US: adjustable up to 10Mx16M (Oval shape)	7M (diameter) at 2.5M height
Load 1	Incandescent Lamp	Max.2000W	Max.2000W
	AC Halogen Lamp	Max.1000W	Max.1000W
	LV Halogen Lamp	Max. 1000VA	Max.1000VA
	Fluorescent Lamp	Max. 900VA/100µF	Max. 900VA/100µF
	Energy Saving Lamp (includes CFL and PL lamp)	Max. 80VA	Max. 80VA
Load 2	HVAC	Max. 10A for ≤ 250VAC, p.f. = 1 Max. 5A for ≤30VDC	Max 5A for ≤ 250VAC, p.f. = 1 Max. 5A for ≤30VDC Max. 1A for ≤ 250VAC, p.f. = 0.4
Rated Voltage		230VAC+/-10%, 50/60Hz	230VAC+/-10%, 50/60Hz
Type of Installation		Ceiling (Surface/Flush)	Ceiling (Flush)
IR Remote Controller (Optional)		Yes	Yes

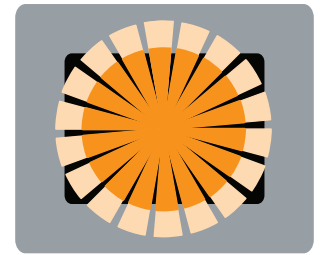
## Ceiling Mounted Ultrasonic





These sensors detect occupancy by monitoring frequency shifts caused by minor movements such as typing or reading. As no unobstructed line of sight is needed, they are perfect for spaces such as offices with cubicles or restrooms with stalls.



## Ceiling Mounted Dual Technology

Combining both Passive Infrared (PIR) and Ultrasonic technologies, our sophisticated dual-technology occupancy sensors ensure maximum effectiveness in almost all potential application areas.



-  Ultrasonic Major Motion
-  Ultrasonic Minor Motion
-  PIR Major Motion
-  PIR Minor Motion

## PIR SENSING



COMING SOON



SAE_UE_MS_CSAWE	SAE_UE_MS_IR_WE	SAE_UE_MS_IR10T
Single-Load 360° PIR Occupancy Sensor	IR Remote Controller for SAE_UE_MS_CDBWE	IR Remote Controller for Dual Technology Occupancy Sensor
Yes	-	-
-	-	-
360°	-	-
7M (diameter) at 2.5M height	-	-
Max.2000W	-	-
Max.1000W	-	-
Max.1000VA	-	-
Max. 900VA/100µF	-	-
Max. 80VA	-	-
-	-	-
230VAC+/-10%, 50/60Hz	3V DC (CR2032 Battery)	3V DC (CR2032 Battery)
Ceiling (Surface/Flush)	-	-
No	-	-

The new 754 Series Outdoor Infrascan Range is an exciting addition to the Infrascan family, offering a brand new look that is not only unique, but also oozes style and quality.



Schneider Electric's new Outdoor Infrascan range won't leave you in the dark.

Each motion sensor unit comes complete with integrated lamps, and is available in spotlight, twinspace and floodlight configurations.

Best of all, the range is packed with an impressive array of professional features, the like of which has never before been seen in the New Zealand marketplace, putting the range in an unbeatable class of its own.

Simply Stunning!





# Features

Besides the stylish new look and design, here are some of the great new features:

## Integral Override Facility

All units feature an integral override facility. With the flick of a switch, the integral override allows for both everyday and special use functions.

Set to Automatic mode for standard passive infrared motion sensing.

Set override to ON to operate as a normal light, or when you don't want the light to accidentally time-out.

Set to OFF to turn the lights off and disable the sensor – perfect for that candle-lit dinner.

## Built-in Sunset Switching Function

Selected units feature a fully functional Sunset Switch capability, automatically turning on the lights at dusk. Includes a separate user-adjustable timer setting to control how long the lights stay on (up to eight hours).

## Courtesy Light / Dimmer Facility

Selected units feature a Courtesy Light function. Dimming technology incorporated within the unit allows lighting to be activated at dusk, to a dim level set by the user, welcoming visitors and guests. When the unit detects movement, lighting will increase to full brightness, then return to the set dimming level when the timer expires.

## Adjustable Beam Focus

All units in the range incorporate adjustable lamps, allowing the light to be re-directed to the area that requires illumination. Selected units also include spotlights which feature an Adjustable Beam, allowing the light to be focused in a narrow-beam spot, or dispersed to illuminate larger areas using a wide-beam spot.

## Wireless Accessory Kit

All units available in the range may be operated in conjunction with the **754RFKIT Wireless Accessory Kit** (sold separately). The accessory upgrade kit is battery powered and retro-fittable – no extra wiring is required.

Simply plug in the external RF Transmitter to the floodlight and the portable Chime Receiver will alert you to any external activation of the floodlight. Alert tones are programmable by the user and include a variety of sounds such as Chimes, Knock-Knock, Ding-Dong, Sonar and even a Barking Dog.



## Plus all the Standard Features You've Come to Expect from Infracan

- > Up to a 180° field of view
- > 12m detection range
- > Simple to install, quick-fit mounting base
- > Customisable detection area (zone mask)
- > 3 wire design
- > IP44 weatherproof rating
- > Two year Infracan Warranty.

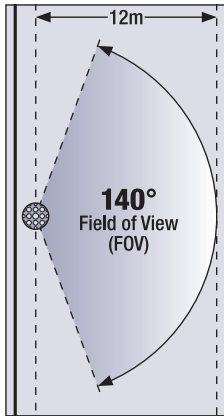




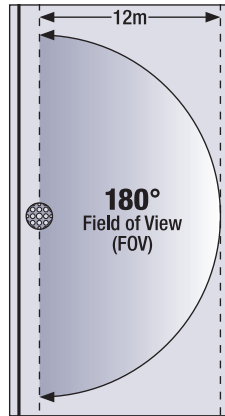
# Technical Information

## Detection Range

Top View

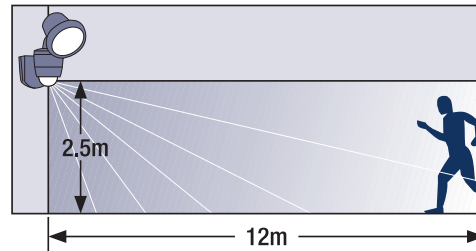


754HL1/140/150, 754HS2/140/60



754HF1/180/150, 754HF1/180/300,  
754HB2/180/60

Side View



## Technical Specifications

Operating Voltage	240V~ 50Hz a.c.
Minimum Switchable Load (Watts)	Refer to Pages 10-11
Lamp Type	Refer to Pages 10-11
Conductors Required	3 Wire
Neutral Required	YES
Rated Detection Range	12 Metres
Field of View	Refer to Pages 10-11
Timer Delay Range	5 Seconds to 5 Minutes, User Adjustable
Sunset Switch Time Delay Range*	1 Hour to 8 Hours, User Adjustable
Courtesy Dimming Control Range*	0 - 50%, User Adjustable
Light Level Inhibit Threshold	1 Lux to 2000 Lux, User Adjustable
Warm Up Time	1 - 2 Minutes
Mounting Surface	Wall Mount (Flat Surface Required)
Optimal Mounting Height	2.5 Metres
Environmental Protection	IP44 (Weatherproof)
Specifications Typical @ 240Va.c., 25°C	
No User Serviceable Parts Inside	

\* These specifications apply only to these products:  
754HF1/180/150, 754HF1/180/300, 754HB2/180/60

## Other Infrascan Ranges

750 SERIES		Outdoor Infrascan, 110°/18m, IP66
751 SERIES		Indoor Infrascan, 90°/6m
753 SERIES		Indoor Infrascan, 360°/14m diameter

## 754RFKIT



The **Wireless Accessory Kit** can be set up anywhere inside the home to alert you when the PIR senses movement outdoors. Simply fit the RF Transmitter Module to the rear of the unit to pair the units.

Features include a **100 metre range**, **snooze function**, and a choice of **five (5) different programmable alert tones**.

You can **link multiple sensor units** to a single receiver, allowing notification at both the **front** and **rear** of the premises. You can also link multiple receivers to ensure the alert is heard in a **large house**.



# Range Selection Chart

			
		754HL1/140/150	754HS2/140/60
	<b>DESCRIPTION</b>	150W Security Floodlight	60W Security Twinspot
<b>LAMP</b>	Lamp Configuration	Floodlight	Twinspot
	Lamp Wattage	150W	2 x 60W
	Lamp Type	R7 Linear Halogen	G9 High Efficiency Halogen Capsule
<b>PIR</b>	Detection Range	12 metres	12 metres
	Field of View (FOV)	140°	140°
<b>FEATURES</b>	Zone Mask	✓	✓
	Integral Overrides	✓	✓
	Integrated Sunset Switch		
	Integrated Dimming		
	Adjustable Beams		
	RF Alert Ready	✓	✓
	Product Colour	Black	Black

<b>GLOSSARY</b>	<b>Lamp Configuration</b>	<b>Lamp Wattage</b>	<b>Lamp Type</b>	<b>Detection Range</b>	<b>Field of View (FOV)</b>	<b>Zone Mask</b>
	The style of light fitting: <b>Floodlight</b> or <b>Spotlight</b> .	The lamp power rating in <b>Watts</b> .	The style of high efficiency halogen lamp included: either <b>R7 Linear</b> or <b>G9 Capsule Lamps</b> .	The <b>maximum distance</b> that the sensor will detect movement.	The detection radius of the sensor: either <b>140°</b> or <b>180°</b> .	Enables the <b>Field of View</b> to be customised, in order to block unwanted detection areas.

# Range Selection Chart

			
754HF1/180/150	754HF1/180/300	754HB2/180/60	754RFBKIT
150W Security Floodlight	300W Security Floodlight	60W Security Twinspot	Wireless Accessory Kit / Programmable RF Alert Chime
Floodlight	Floodlight	Twinspot	Programmable RF Alert Chime. <b>Compatible with all 754 Series Sensors.</b> Emits an alert tone when the sensor detects movement. Tone options include: <ul style="list-style-type: none"> <li>• Chimes</li> <li>• Knock-Knock</li> <li>• Ding-Dong</li> <li>• Sonar</li> <li>• Barking Dog.</li> </ul> Effective range: <b>100 metres</b> (free air).
150W	300W	2 x 60W	
R7 Linear Halogen	R7 Linear Halogen	G9 High Efficiency Halogen Capsule	
12 metres	12 metres	12 metres	
180°	180°	180°	
✓	✓	✓	
✓	✓	✓	
✓	✓	✓	
✓	✓	✓	
✓	✓	✓	
Graphite	Graphite	Graphite	Graphite

Integral Overrides	Integrated Sunset Switch	Integrated Dimming	Adjustable Beams	RF Alert Ready	Colour
Choice of <b>Automatic</b> operation, <b>ON</b> (light always on, does not time out), or <b>OFF</b> (light always off, does not respond to movement).	Automatically turns the light on at dusk. <b>Duration can be set by the user.</b>	The <b>brightness of the light</b> when activated at dusk can be adjusted by the user to a set level.	The <b>width of the beam</b> can be adjusted to suit the illuminated area. Choice of <b>Narrow Beam</b> or <b>Wide Beam</b> .	Indicates that the unit is compatible with the <b>754RFBKIT Wireless Accessory Kit / Programmable RF Alert Chime.</b>	The product colour: either <b>Black</b> or <b>Graphite</b> .



---

Schneider Electrical Products are available through electrical wholesalers New Zealand wide.  
Schneider Electrical Products are designed to ISO 9001 and ISO 9002.

© 2011 Schneider Electric. As standards, specifications and designs change from time to time, always ask for confirmation of the information given in this publication.

**Schneider Electric (NZ) Ltd.**

38 Business Parade South,  
East Tamaki, Auckland 2013  
PO Box 259370, Botany, Auckland 2163  
Tel: +64 9 829 0490 Fax: +64 9 829 0491

Customer Care: 0800 652 999  
Email: [sales@nz.schneider-electric.com](mailto:sales@nz.schneider-electric.com)  
[www.schneider-electric.com/nz](http://www.schneider-electric.com/nz)



TBC

