



WPSERIES

The **Next Generation** of **Weather-Protected** Accessories


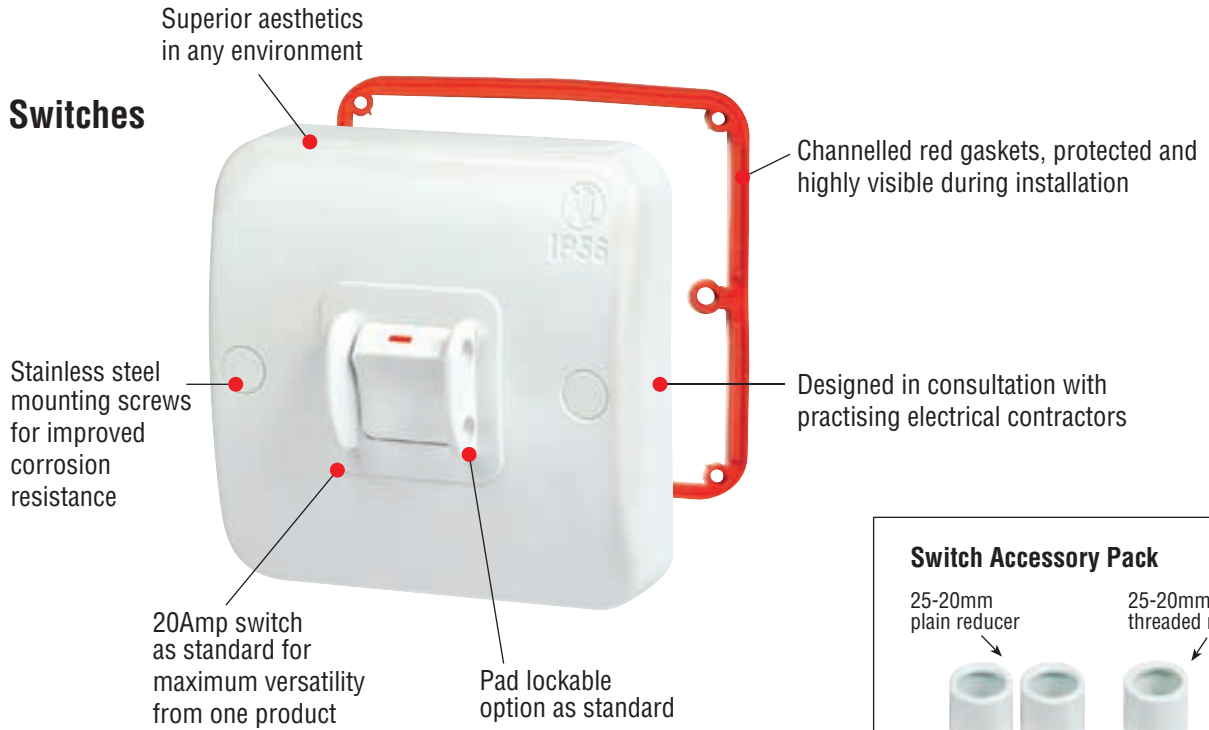


Merlin Gerin
Modicon
PDL
Square D
Telemecanique

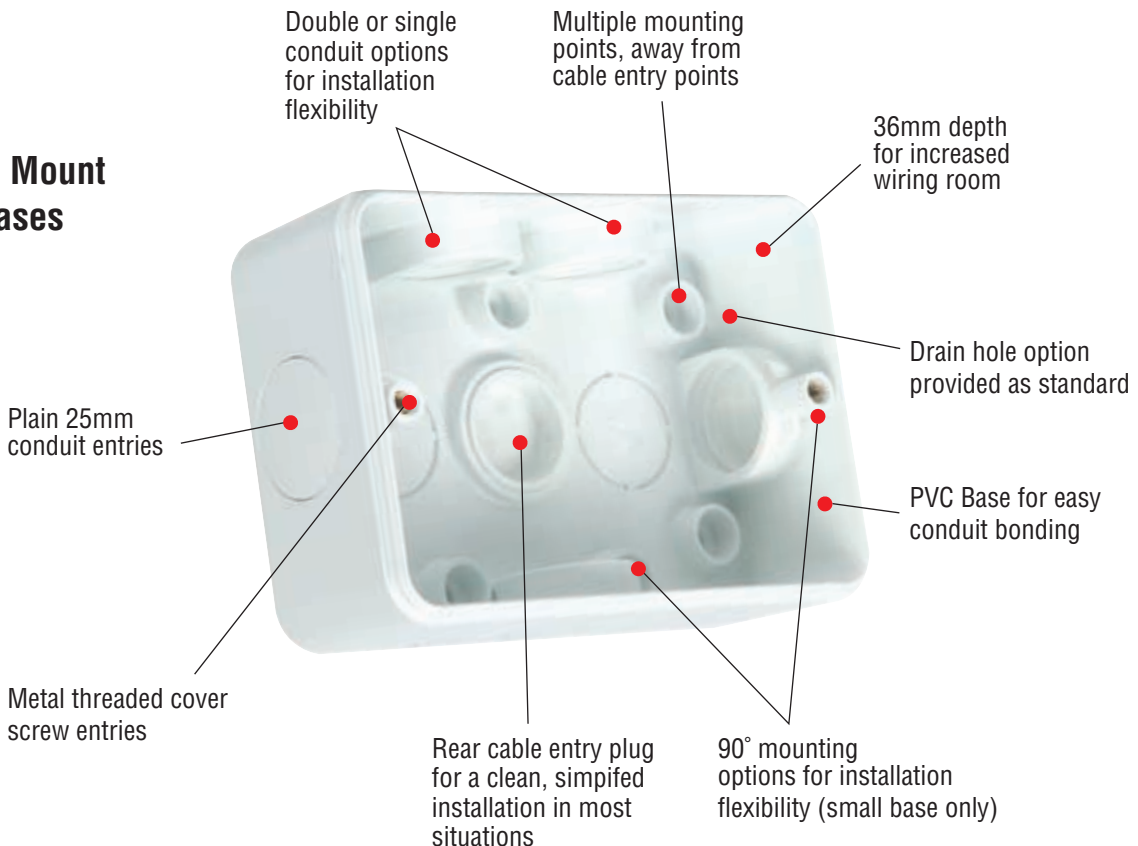
FEATURES

PDL WP SERIES is the next generation in weather protected accessories...

IP56 Switches



Surface Mount Deep Bases




PDL WP SERIES is the next generation in weather protected accessories...

IP53 Sockets

Pad lockable option as standard for control of power supply

Latest technology materials used for long life with superior UV stability and high impact resistance - plus improved chemical resistance


Clean line up between cover & base for superior aesthetics and easier assembly



Socket face angled for ease of use and superior weather protection

Logical socket orientation for ease of use

Safety shutters as standard to enhance user safety



Internal phase wiring between switch and socket for easier termination


Phillips/slotted terminal screws for installation flexibility

Large terminals that are centrally located creating more wiring room for ease of installation

Cover screws held in place by gasket, ready to go

Earth - Clearly marked for easy identification (terminated one side only)

Removable bridging wires for ease of wiring of 2 separate circuits



SWITCHES TO IP56



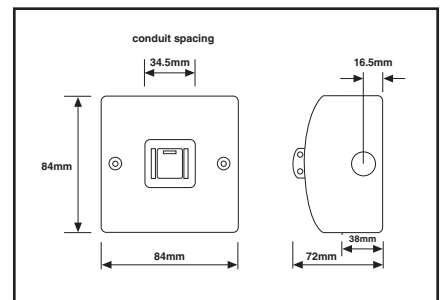
IP56 switches comply with standards AS/NZS3100, AS3133 and AS1939 (IP56). Ratings: 250Va.c., 50Hz, 20A resistive, 20A highly inductive, 16A fluorescent, M60. Terminals accommodate 4x1.5mm² cables each or 2x2.5mm² cables each.

DIMENSIONS



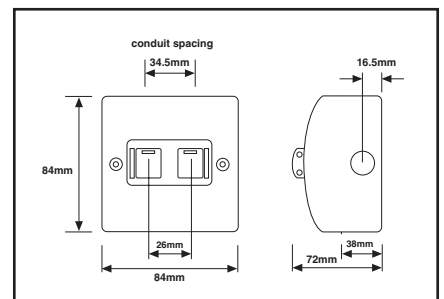
WSW201

Single switch 20A, 1 way
250Va.c. 50Hz
IP56
Supplied complete with base and
switch accessory pack.



WSW202

Double switch 20A, 1 way
250Va.c. 50Hz
IP56
Supplied complete with base and
switch accessory pack.

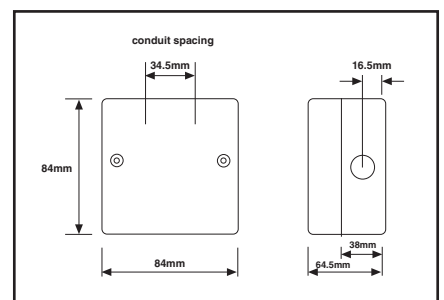


UTILITY/JUNCTION BOXES TO IP56



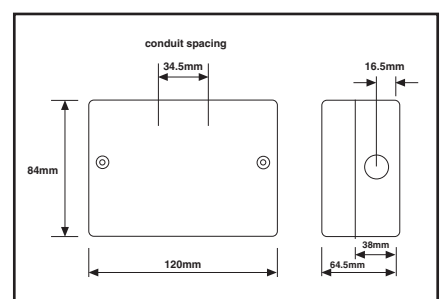
WJ1

Single junction/utility box
IP56
Facilities for the installation of
push buttons.



WJ2

Double junction/utility box
IP56
Facilities for the installation of
push buttons.



SOCKETS TO IP53

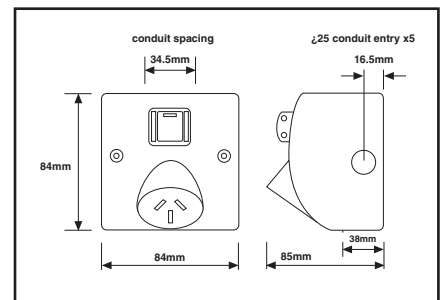


IP 53 switched sockets comply with standards AS/NZS3100, AS/NZS3112 and AS1939 (IP53). For additional safety, WP Series sockets are all fitted with safety shutter coverings behind all pin holes.

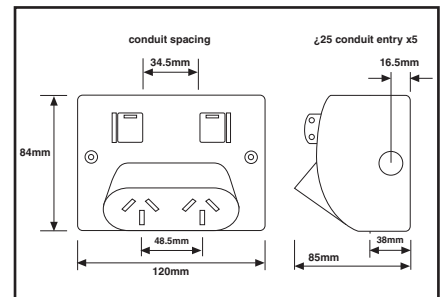
DIMENSIONS



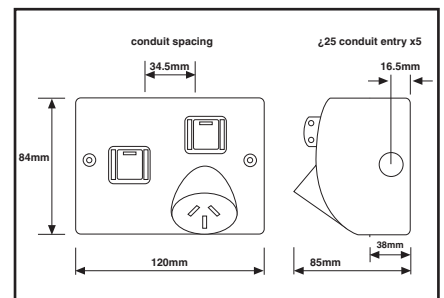
WS0310
Single socket 10A
230V/240Va.c. 50Hz
IP53
Supplied complete with base and socket accessory pack.



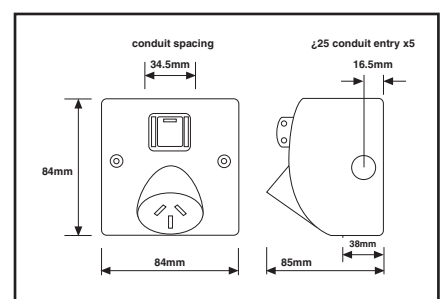
WS0310/2
Double socket 10A
230V/240Va.c. 50Hz
IP53
Supplied complete with base and socket accessory pack.



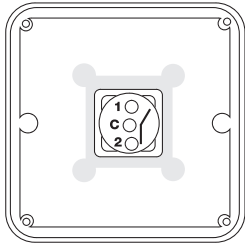
WS0310X
Single socket 10A with extra switch (20A) 230V/240Va.c. 50Hz
IP53
Supplied complete with base and socket accessory pack.



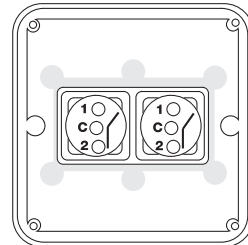
WS0315
Single socket 15A
230V/240Va.c. 50Hz
IP53
Supplied complete with base and socket accessory pack.




WIRING DIAGRAMS



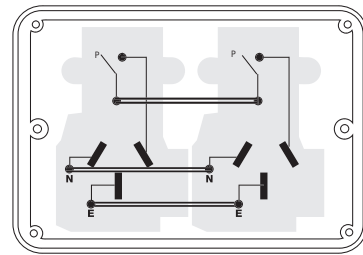
WSW201 Wiring Diagram



WSW201 Wiring Diagram



WSW201 Wiring Diagram




WSW201 Wiring Diagram

IP DESIGNATIONS

1st Figure

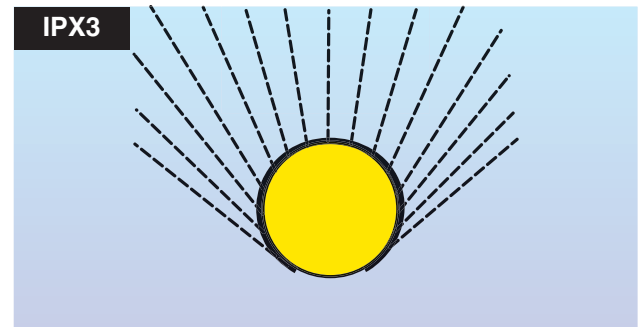
Protection against foreign solid objects



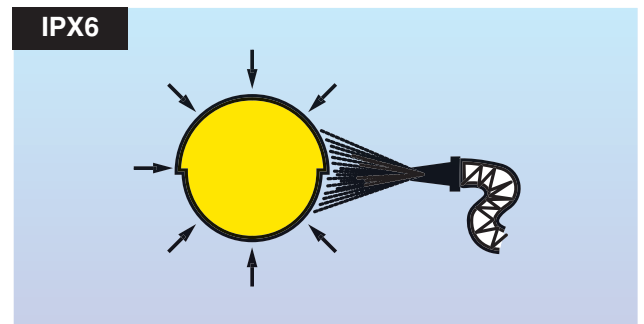
Protected against dust (no harmful deposits).

2nd Figure

Protection against harmful ingress of water



Protected against spraying water at up to 60° from the vertical.



Protected against jets of water of similar force to heavy seas.



Rugged and Robust 'S Series' IP66 Weatherproof Isolators

PDL's IP66 Isolators are ideal for IP rated switch applications to 63 Amps. They are built for an industrial environment with features which ensure quick and simple installation.

Features:

- Dust and waterproof to IP66
- 2x25mm conduit entries, top and bottom
- Ample wiring room
- Manufactured from high impact polycarbonate
- Rotary switch makes it easy to operate with a gloved hand
- Can be padlocked in both on and off positions
- Corrosion-resistant brass and stainless steel components
- Single, double and triple pole options

HELP CENTRE

Tel: 1300 369 233

Fax: 1300 369 288

help@schneider.com.au

www.schneider-electric.com.au





HELP CENTRES

Tel: 1300 369 233

Fax: 1300 369 288

Email: help@schneider.com.au

www.schneider-electric.com.au

**Schneider Electric
(Australia) Pty Limited**

Postal Address:
Locked Bag 5500
Baulkham Hills Business Centre
NSW 2153 Australia
Tel: +61 (2) 9851 2800

AUS030302